

[Print Form\(s\)](#)[Get PDF File](#)[Go Back](#)

Institution: Missouri University of Science and Technology (178411)

User ID: 29C0011

The Fall Enrollment component collects student enrollment counts by level of student, enrollment status, gender and race/ethnicity. In addition, first-time student retention rates and the student-to-faculty ratio are collected. Every other year data on residence of first-time undergraduates is required and in opposite years, enrollment by student age is required to be reported.

For institutions operating on a traditional academic year calendar (semester, trimester, quarter, 4-1-4, or other academic year), Fall enrollment should be reported as of the institution's official fall reporting date or October 15. For institutions operating on a calendar that differs by program or that enrolls students on a continuous basis (referred to as program reporters), Fall enrollment is reported for students enrolled any time during the period August 1 and October 31.

To download the survey materials for this component: [Survey Materials](#)

To access your prior year data submission for this component: [Reported Data](#)

If you have questions about completing this survey, please contact the











Students enrolled for <u>credit</u>	<u>Degree/certificate-seeking</u>				Non-degree/ non-certificate- seeking	Total, full-time undergraduate students
	<u>First-time</u>	<u>Transfer- in</u>	Continuing	Total		
Nonresident alien	0	0	1	1	0	1
Hispanic/Latino	0	0	3	3	0	3
American Indian or Alaska Native	0	0	1	1	0	1
Asian	0	0	0	0	0	0
Black or African American	0	0	0	0	0	0
Native Hawaiian or Other Pacific Islander	0	0	0	0	0	0
White	3	4	20	27	0	27
Two or more races	0	0	0	0	0	0
Race/ethnicity unknown	1	0	3	4	0	4
	4	4	28	36	0	36
Nonresident alien	0	0	0	0	0	0
Hispanic/Latino	0	0	1	1	0	1
American Indian or Alaska Native	0	0	0	0	0	0
Asian	0	0	0	0	0	0
Black or African American	0	0	2	2	0	2
Native Hawaiian or Other Pacific Islander	0	0	0	0	0	0
White	5	1	13	19	0	19
Two or more races	0	0	0	0	0	0
Race/ethnicity unknown	0	0	1	1	0	1
	5	1	17	23	0	23
	9	5	45	59	0	59
Grand total (men+women) 2008-09						







i  
i

Students enrolled for credit	<u>Degree/certificate-seeking</u>			Total degree/certificate-seeking	Non-degree/non-certificate-seeking	Total, part-time undergraduate students
	<u>First-time</u>	<u>Transfer-in</u>	Continuing			
<u>Nonresident alien</u>	4	4	13	21	0	21
<u>Hispanic/Latino</u>	0	0	6	6	0	6
<u>American Indian or Alaska Native</u>	0	0	3	3	0	3
<u>Asian</u>	1	1	9	11	1	12
<u>Black or African American</u>	0	0	9	9	0	9
<u>Native Hawaiian or Other Pacific Islander</u>	0	0	0	0	1	1
<u>White</u>	2	30	249	281	12	293
Two or more races	0	2	0	2	0	2
<u>Race and ethnicity unknown</u>	0	3	10	13	9	22
	7	40	299	346	23	369
Total men prior year						
<u>Nonresident alien</u>	2	12	35	49	0	49
<u>Hispanic/Latino</u>	0	0	1	1	1	2
<u>American Indian or Alaska Native</u>	0	0	1	1	0	1
<u>Asian</u>	0	0	0	0	1	1
<u>Black or African American</u>	0	0	8	8	0	8
<u>Native Hawaiian or Other Pacific Islander</u>	0	0	1	1	0	1
<u>White</u>	0	8	50	58	0	58

i  
i

Students enrolled for <u>credit</u>	<u>Degree/certificate-seeking</u>				Non-degree/ non-certificate- seeking	Total, part-time undergraduate students
	<u>First-time</u>	<u>Transfer- in</u>	Continuing	Total		
Nonresident alien	2	1	4	7	0	7
Hispanic/Latino	0	0	4	4	0	4
American Indian or Alaska Native	0	0	1	1	0	1
Asian	0	0	8	8	0	8
Black or African American	0	0	8	8	0	8
Native Hawaiian or Other Pacific Islander	0	0	0	0	0	0
White	1	25	199	225	0	225
Two or more races	0	2	0	2	0	2
Race and ethnicity unknown	0	3	6	9	0	9
	3	31	230	264	0	264
Nonresident alien	2	0	1	3	0	3
Hispanic/Latino	0	0	1	1	0	1
American Indian or Alaska Native	0	0	1	1	0	1
Asian	0	0	0	0	0	0
Black or African American	0	0	7	7	0	7
Native Hawaiian or Other Pacific Islander	0	0				

i  
i

Students enrolled for <u>credit</u>	<u>Degree/certificate-seeking</u>			Total	Non-degree/ non-certificate- seeking	Total, part-time undergraduate students
	<u>First-time</u>	<u>Transfer- in</u>	Continuing			
Nonresident alien	0	0	0	0	0	0
Hispanic/Latino	0	0	1	1	0	1
American Indian or Alaska Native	0	0	0	0	0	0
Asian	0	0	0	0	0	0
Black or African American	0	0	1	1	0	1
Native Hawaiian or Other Pacific Islander	0	0	0	0	0	0
White	0	0	4	4	0	4
Two or more races	0	0	0	0	0	0
Race and ethnicity unknown						

---

---

i  
i

Students enrolled for credit

i  
i

Students enrolled for <u>credit</u>	<u>Degree/certificate-seeking</u>				Non-degree/ non-certificate- seeking	Total, part-time undergraduate students
	<u>First-time</u>	<u>Transfer- in</u>	Continuing	Total		
Nonresident alien	0	1	0	1	0	1
Hispanic/Latino	0	0	0	0	0	0
American Indian or Alaska Native	0	0	0	0	0	0
Asian						

i  
i

Students enrolled for <u>credit</u>	<u>Degree/certificate-seeking</u>			Total	Non-degree/ non-certificate- seeking	Total, part-time undergraduate students
	<u>First-time</u>	<u>Transfer- in</u>	Continuing			
Nonresident alien	1	0	0	1	0	1
Hispanic/Latino	0	0	0	0	0	0
American Indian or Alaska Native	0	0	0	0	0	0
Asian	0	0	0	0	0	0
Black or African American	0	0	0	0	0	0
Native Hawaiian or Other Pacific Islander	0	0	0	0	0	0
White	0	1	1	2	0	2
Two or more races	0	0	0	0	0	0
Race and ethnicity unknown						





Institution: Missouri University of Science and Technology (178411)

User ID: 29C0011


---

i  
i

Students enrolled for <u>credit</u>	Total <u>full-time</u>	Total <u>part-time</u>	Total graduate students
Nonresident alien	324	50	374
Hispanic/Latino	7	24	31
American Indian or Alaska Native	0	1	1
Asian	10	20	30
Black or African American	10	19	29
Native Hawaiian or Other Pacific Islander	1	0	1
White	226	306	532
Two or more races	0	1	1
Race and ethnicity unknown	23	26	49
	601	447	1,048
Nonresident alien	81	18	99
Hispanic/Latino	0	6	6
American Indian or Alaska Native	0	1	1
Asian	0	5	5
Black or African American	4	5	9
Native Hawaiian or Other Pacific Islander	0	0	0
White	47	53	100
Two or more races	0	0	0
Race and ethnicity unknown	4	4	8
	136	92	228
	737	539	1,276
Grand total (men+women) 2008-09			







i  
i

Students enrolled for credit

Total full-time

Total part-time

Total graduate students

Nonresident alien

50



Institution: Missouri University of Science and Technology (178411)

User ID: 29C0011

Students enrolled for credit	Total full-time students	Total part-time students	Grand total, all students
<u>Nonresident alien</u>	615	107	722
<u>Hispanic/Latino</u>	94	30	124
<u>American Indian or Alaska Native</u>	24	6	30
<u>Asian</u>	89	35	124
<u>Black or African American</u>	205	32	237
<u>Native Hawaiian or Other Pacific Islander</u>	8	1	9
<u>White</u>	3,427	661	4,088
Two or more races	21	4	25
<u>Race and ethnicity unknown</u>	185	52	237
	4,668	928	5,596
<u>Nonresident alien</u>	158	80	238
<u>Hispanic/Latino</u>	31	8	39
<u>American Indian or Alaska Native</u>	4	2	6
<u>Asian</u>	21	11	32
<u>Black or African American</u>	61	17	78
<u>Native Hawaiian or Other Pacific Islander</u>	2	1	3
<u>White</u>	997	137	1,134
Two or more races	9	0	9
<u>Race and ethnicity unknown</u>	53	17	70
	1,336	273	1,609
	6,004	1,201	7,205

Institution: Missouri University of Science and Technology (178411)

User ID: 29C0011

Students enrolled for credit	Total full-time students	Total part-time students	Grand total, all students
Nonresident alien	463	57	520
Hispanic/Latino	73	28	101
American Indian or Alaska Native	18	2	20
Asian	78	28	106
Black or African American	151	27	178
Native Hawaiian or Other Pacific Islander	7	0	7
White	2,733	531	3,264
Two or more races	18	3	21
Race and ethnicity unknown	148	35	183
	3,689	711	4,400
Nonresident alien	96	21	117
Hispanic/Latino	19	7	26
American Indian or Alaska Native	1	2	3
Asian	13	5	18
Black or African American	43	12	55
Native Hawaiian or Other Pacific Islander	1	1	2
White	668	87	755
Two or more races	7	0	7
Race and ethnicity unknown	35	5	40
	883	140	1,023
	4,572	851	5,423

Institution: Missouri University of Science and Technology (178411)

User ID: 29C0011

Students enrolled for credit	Total full-time students	Total part-time students	Grand total, all students
Nonresident alien	4	0	4
Hispanic/Latino	3	1	4
American Indian or Alaska Native	1	0	1
Asian	2	0	2
Black or African American	5	1	6
Native Hawaiian or Other Pacific Islander	0	0	0
White	49	4	53
Two or more races	0	0	0
Race and ethnicity unknown	2	1	3
	66	7	73
Nonresident alien	2	1	3
Hispanic/Latino	5	0	5
American Indian or Alaska Native	2	0	2
Asian	1	0	1
Black or African American	5	0	5
Native Hawaiian or Other Pacific Islander	1	0	1
White	90	8	98
Two or more races	0	0	0
Race and ethnicity unknown	6	0	6
	112	9	121
	178	16	194





Students enrolled for credit

Total full-time  
students

Total part-time  
students

Grand total,  
all students

Institution: Missouri University of Science and Technology (178411)

User ID: 29C0011

Students enrolled for credit	Total full-time students	Total part-time students	Grand total, all students
Nonresident alien	7	3	10
Hispanic/Latino	3	0	3
American Indian or Alaska Native	0	0	0
Asian	2	0	2
Black or African American	13	0	13
Native Hawaiian or Other Pacific Islander	0	0	0
White	52	11	63
Two or more races	0	0	0
Race and ethnicity unknown	5	0	5
	82	14	96
Nonresident alien	4	1	5
Hispanic/Latino	1	0	1
American Indian or Alaska Native	0	0	0
Asian	0	1	1
Black or African American	2	1	3
Native Hawaiian or Other Pacific Islander	0	0	0
White	42	7	49
Two or more races	0	0	0
Race and ethnicity unknown	4	0	4
	53	10	63
	135	24	159

---


	Men	Women
Under 18	17	5
18-19	1,477	463
20-21	1,413	409
22-24	790	186
25-29	130	31
30-34	25	12
35-39	11	9
40-49	9	1
50-64	7	0
65 and over		







- Yes, we have students who graduated high school or received their GED in the past 12 months.
- No, we do not have any students who graduated high school or received their GED in the past 12 months.

An empty rectangular form box with a thin border and a light gray background, positioned below the radio button options.



---

State of <u>residence</u> when student was first admitted	FIPS Code	Total <u>first-time</u> , degree/certificate-seeking undergraduates (1)	Of students in column 1, those who graduated from high school OR received a GED in the (2)
Alabama	01	2	k

7251 262xtEEFF0 0 n0-0-32)0.72 I-0.72 50028 8.2643 2936 8.1J-16.56i43 291. 10 (2 lhf00 (2 11 298. )TjEMC0 m0.72 0.72 10.72 -12.84 I-36.84 -12.84 I-36.12 -12.12 42E  
065-0472m0.72m1686-8.204302368.6.8.2686i2338.10-(26500322912982)TjEMC0m0.72198216725626403664210.84 10362121241236.846TT2.87lh05T10-02sc25









Click [here](#) to use a worksheet to help you determine the student-to-faculty ratio


Student-to-faculty ratio

17

to 1

Student-to-faculty ratio prior year

to 1














Print Form(s)

Get PDF File

Go Back