





**Part B**

**Part B - Enter Information About Group 1**

Part B includes information about Group 1. Group 1 students are all undergraduate students enrolled in Fall 2011.

For this part, report:

For These Students	The Following Type(s) of Aid	Awarded in This Period
<ul style="list-style-type: none"> <li>• All undergraduate students enrolled in Fall 2011</li> </ul>	<ul style="list-style-type: none"> <li>• Grant or scholarship aid from the federal government</li> <li>• Grant or scholarship aid from state/local government</li> <li>• Grant or scholarship aid from the institution</li> <li>• Grant or scholarship aid from other sources known to the institution</li> <li>• Loans to students from the federal government</li> </ul>	<ul style="list-style-type: none"> <li>• Any time during academic year 2011-12</li> </ul>

In the fields below, report the number of Group 1 students and the total amount of aid awarded to these students for each type of aid.

Information from Part A:	Fall 2011				
Group 1					

**Part C, Page 1**


**Part C, Page 2**

**Part C, Page 2 - Enter Information about Group 2**

Part C includes financial aid information about Group 2. Group 2 students are all full-time, first-time degree/certificate-seeking undergraduate students enrolled in Fall 2011.

For this part, report:

For These Students	The Following Type(s) of Aid	Awarded in This Period
<ul style="list-style-type: none"> <li>• Full-time, first-time degree/certificate-seeking undergraduate students enrolled in Fall 2011</li> </ul>	<ul style="list-style-type: none"> <li>• Grant or scholarship aid from the federal government</li> <li>• Grant or scholarship aid from state/local government</li> <li>• Grant or scholarship aid from the institution</li> <li>Loans to students from the federal government and from other sources,</li> </ul>	









**Part E**

**Part E – Enter Information about Group 4**

Part E includes financial aid information about Group 4. Group 4 students are all full-time, first-time degree/certificate-seeking undergraduate students enrolled in Fall 2011 who paid the in-state or in-district tuition rate and were awarded any Title IV federal student aid, including federal grants or federal student loans. The information you report in this part will be used in Part G to calculate average institutional net price by income level.

For this part, report:

For These Students	The Following Type(s) of Aid	Awarded in This Period
<ul style="list-style-type: none"> <li>Full-time, first-time degree/certificate-seeking undergraduate students enrolled in Fall 2011 who paid the in-state or in-district tuition rate and were awarded any Title IV federal student aid</li> </ul>	<ul style="list-style-type: none"> <li>Grant or scholarship aid from the federal government</li> <li>Grant or scholarship aid from state/local government</li> <li>Grant or scholarship aid from the institution</li> <li>Do <u>not</u> include grant or scholarship aid from private or other sources</li> <li>Do <u>not</u> include loan amounts</li> <li>Do <u>not</u> include Federal Work Study amounts</li> </ul>	<ul style="list-style-type: none"> <li>Any time during academic year 2011-12</li> </ul>

In the fields below, report the number of Group 4 students with each type of living arrangement and the total amount of grant or scholarship aid from the federal government, state/local government, or the institution awarded to these students by income level.

Information from Part A:		2011-12	2010-11	2009-10
<b>Group 4</b> Full-time, first-time degree/certificate-seeking undergraduate students who paid the in-state or in-district tuition rate and were awarded any Title IV federal student aid (This number is carried forward from Part A, Line 04)		2,480	2,581	2,333
<b>01.</b>	<b>Report the number of Group 4 students with the following living arrangements:</b>	<b>2011-12</b>	<b>YOUR PRIOR YEAR DATA</b>	<b>YOUR PRIOR YEAR DATA</b>
			<b>2010-11</b>	<b>2009-10</b>
<b>01a.</b>	<u>On-campus</u>	2,480	2,581	2,333

		2011-12			
		Number of Group 4 students who were awarded any Title IV aid	Number of Group 4 students who were awarded any grant or scholarship aid from the following sources: the federal government, state/local government, or the institution	Total amount of grant or scholarship aid awarded to Group 4 students from the following sources: the federal government, state/local government, or the institution	Average amount of grant or scholarship aid awarded to Group 4 students from the following sources: the federal government, state/local government, or the institution
		Col. 1	Col. 2	Col. 3	Col. 4

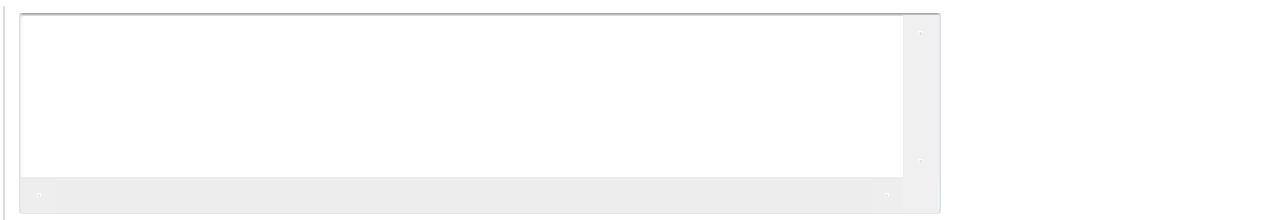
<b>02.</b>	<b>Income level</b>					
	<b>02a.</b>	<b>\$0-30,000</b>	470	469	4,526,987	9,632
	<b>02b.</b>	<b>\$30,001-48,000</b>	333	331	2,822,314	8,475

	<b>02c.</b>	<b>\$48,001-75,000</b>	457	439	2,616,544	5,725
	<b>02d.</b>	<b>\$75,001-110,000</b>	550	447	1,781,209	3,239
	<b>02e.</b>	<b>\$110,001 and more</b>	670	421	1,197,205	1,787
	<b>02f.</b>	<b>Total all income levels</b>	2,480	2,107	12,944,259	5,219
			<b>2010-11</b>			
			<b>Col. 1</b>	<b>Col. 2</b>	<b>Col. 3</b>	<b>Col. 4</b>
<b>03.</b>	<b>Income level</b>					
	<b>03a.</b>	<b>\$0-30,000</b>	434	432	4,090,176	9,424
	<b>03b.</b>	<b>\$30,001-48,000</b>	378	377	3,144,085	8,318
	<b>03c.</b>	<b>\$48,001-75,000</b>	501	479	2,763,720	5,516
	<b>03d.</b>	<b>\$75,001-110,000</b>	547	405	1,561,553	2,855
	<b>03e.</b>	<b>\$110,001 and more</b>	721	386	1,111,291	1,541
	<b>03f.</b>	<b>Total all income levels</b>	2,581	2,079	12,670,825	4,909
			<b>2009-10</b>			
			<b>Col. 1</b>	<b>Col. 2</b>	<b>Col. 3</b>	<b>Col. 4</b>
<b>04.</b>	<b>Income level</b>					
	<b>04a.</b>	<b>\$0-30,000</b>	358	357	3,425,454	9,568
	<b>04b.</b>	<b>\$30,001-48,000</b>	307	304	2,739,954	8,925
	<b>04c.</b>	<b>\$48,001-75,000</b>	458	427	2,594,363	5,665
	<b>04d.</b>	<b>\$75,001-110,000</b>	531	400	1,589,040	2,993
	<b>04e.</b>	<b>\$110,001 and more</b>	679	393	1,193,258	1,757
	<b>04f.</b>	<b>Total all income levels</b>	2,333	1,881	11,542,069	4,947

You may use the space below to provide context for the data you've reported above.












Institution: University of Missouri-Columbia (178396)

User ID: 29C0011

**Prepared by**

<b>This survey component was prepared by:</b>										
	Keyholder		SFA Contact		HR Contact		Finance Contact		Other	
Name:	<input type="text" value="Randy Sade"/>									
Email:	<input type="text" value="SadeR@umsystem.edu"/>									
How long did it take to prepare this survey component?										
	<input type="text" value="22"/>	hours	<input type="text" value="30"/>	minutes						
<p>The name of the preparer is being collected so that we can follow up with the appropriate person in the event that there are questions concerning the data. The Keyholder will be copied on all email correspondence to other preparers.</p> <p>The time it took to prepare this component is being collected so that we can continue to improve our estimate of the reporting burden associated with IPEDS. Please include in your estimate the time it took for you to review instructions, query and search data sources, complete and review the component, and submit the data through the Data Collection System.</p> <p>Thank you for your assistance.</p>										

**Summary**

**IPEDS Student Financial Aid (SFA) Survey Summary**

IPEDS collects important information regarding your institution. All data reported in IPEDS survey components become available in the IPEDS Data Center and appear as aggregated data in various Department of Education reports. Additionally, some of the reported data appears specifically for your institution through the College Navigator website and is included in your institution's Data Feedback Report (DFR). The purpose of this summary is to provide you an opportunity to view some of the data that, when accepted through the IPEDS quality control process, will appear on the College Navigator website and/or your DFR. College Navigator is updated approximately three months after the data collection period closes and Data Feedback Reports will be available through the ExPT and sent to your institution's CEO in November 2013.

Please review your data for accuracy. If you have questions about the data displayed below after reviewing the data reported on the survey screens, please contact the IPEDS Help Desk at: 1-877-225-2568 or [ipedshelp@rti.org](mailto:ipedshelp@rti.org).


Edit Report

**Student Financial Aid**

**University of Missouri-Columbia (178396)**

Source	Description	Severity	Resolved	Options
--------	-------------	----------	----------	---------

**Screen: Part C, Page 2 - Enter Information about Group 2**

Screen Entry	The average amount of this type of aid awarded to Group 2 students (12,313) is outside the expected range of between 8,094 and 12,140 when compared with the prior year value. Please check the number of students and the total amount of aid awarded to these students, and fix or explain the discrepant values. (Error #7147)	Explanation	Yes	
Reason:	Students are taking out more private loans and are able to borrow more compared to the year before. Every year, the			